

Frogs of AABB Patterns

Thank You!

Thank you so much for downloading this resource from Homeschool Preschool! I hope you love using this activity with your kiddos as much as I loved creating it!

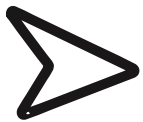
Terms of Use

This resource is for personal use only. You may download and print this file for use at home or in your classroom.

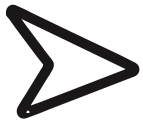
You may not copy, modify, reproduce, or share any part of this resource.

Please provide others with a link to Homeschool Preschool so that they can download this resource for themselves.

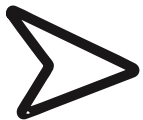
NOTE: You may NOT upload this resource to any file sharing sites.



Check out our Homeschool Preschool VIP membership for exclusive printables!



Visit the blog at homeschoolpreschool.net.








Artwork from:



Name _____ Date _____

AABB PATTERNS






Look at the patterns below. Cut out the images at the bottom.
Paste the image that comes next in each pattern.



Name _____ Date _____

AABB PATTERNS






Look at the patterns below. Cut out the images at the bottom.
Paste the image that comes next in each pattern.



Name _____ Date _____

AABB PATTERNS



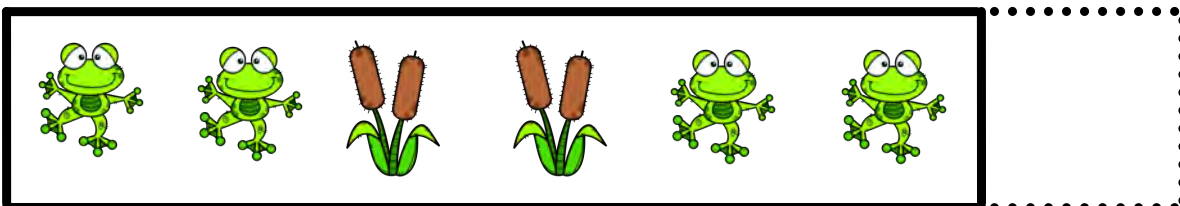



Look at the patterns below. Cut out the images at the bottom.
Paste the image that comes next in each pattern.



Name _____ Date _____

AABB PATTERNS


Look at the patterns below. Cut out the images at the bottom.
Paste the image that comes next in each pattern.





Name _____ Date _____


AABB PATTERNS


Look at the patterns below. Cut out the images at the bottom.
Paste the image that comes next in each pattern.

Pattern 1:  _____

Pattern 2:  _____

Pattern 3:  _____

Pattern 4:  _____



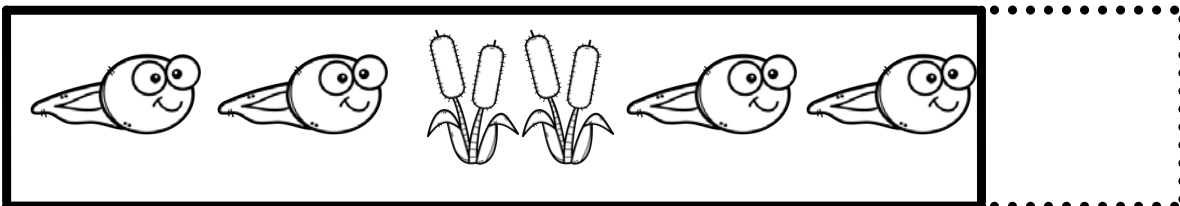

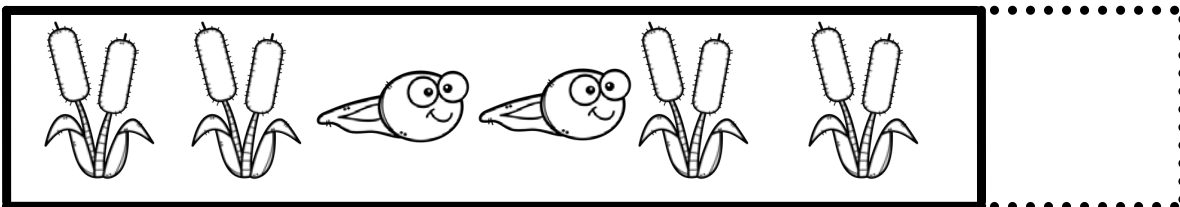
Pattern 5:  _____

Cut-out images: 

Name _____ Date _____

AABB PATTERNS

Look at the patterns below. Cut out the images at the bottom.
Paste the image that comes next in each pattern.









Name _____

Date _____

AABB PATTERNS

Look at the patterns below. Cut out the images at the bottom.


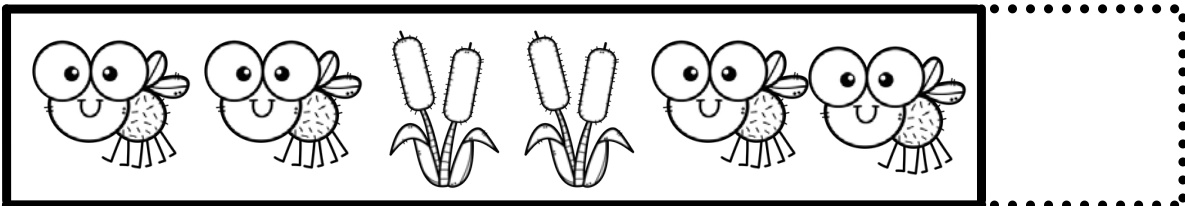




Paste the image that comes next in each pattern.



Name _____ Date _____

AABB PATTERNS







Look at the patterns below. Cut out the images at the bottom.
Paste the image that comes next in each pattern.



Name _____ Date _____

AABB PATTERNS

Look at the patterns below. Cut out the images at the bottom.
Paste the image that comes next in each pattern.



Name _____ Date _____

AABB PATTERNS

Look at the patterns below. Cut out the images at the bottom.
Paste the image that comes next in each pattern.

