

Bee Pattern Worksheets

Thank You!

Thank you so much for downloading this resource from Homeschool Preschool! I hope you love using this activity with your kiddos as much as I loved creating it!

Terms of Use

This resource is for personal use only. You may download and print this file for use at home or in your classroom.

You may not copy, modify, reproduce, or share any part of this resource.

Please provide others with a link to Homeschool Preschool so that they can download this resource for themselves.







NOTE: You may NOT upload this resource to any file sharing sites.



Visit the blog at homeschoolpreschool.net

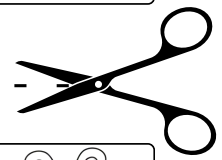





Bee Patterns

Directions: Color, cut, and paste to complete the AB pattern.







Bee Patterns

Directions: Color, cut, and paste to complete the AAB pattern.



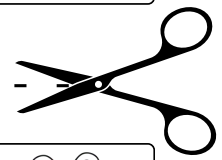



Bee Patterns

Directions: Color, cut, and paste to complete the ABB pattern.






Bee Patterns

Directions: Color, cut, and paste to complete the ABC pattern.



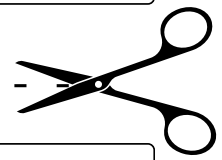



Bee Patterns

Directions: Color, cut, and paste to complete the AABB pattern.







Bee Patterns

Directions: Color, cut, and paste to complete the AABC pattern.



Bee Patterns

Directions: Color, cut, and paste to complete the ABBC pattern.



Bee Patterns

Directions: Color, cut, and paste to complete the ABCC pattern.

